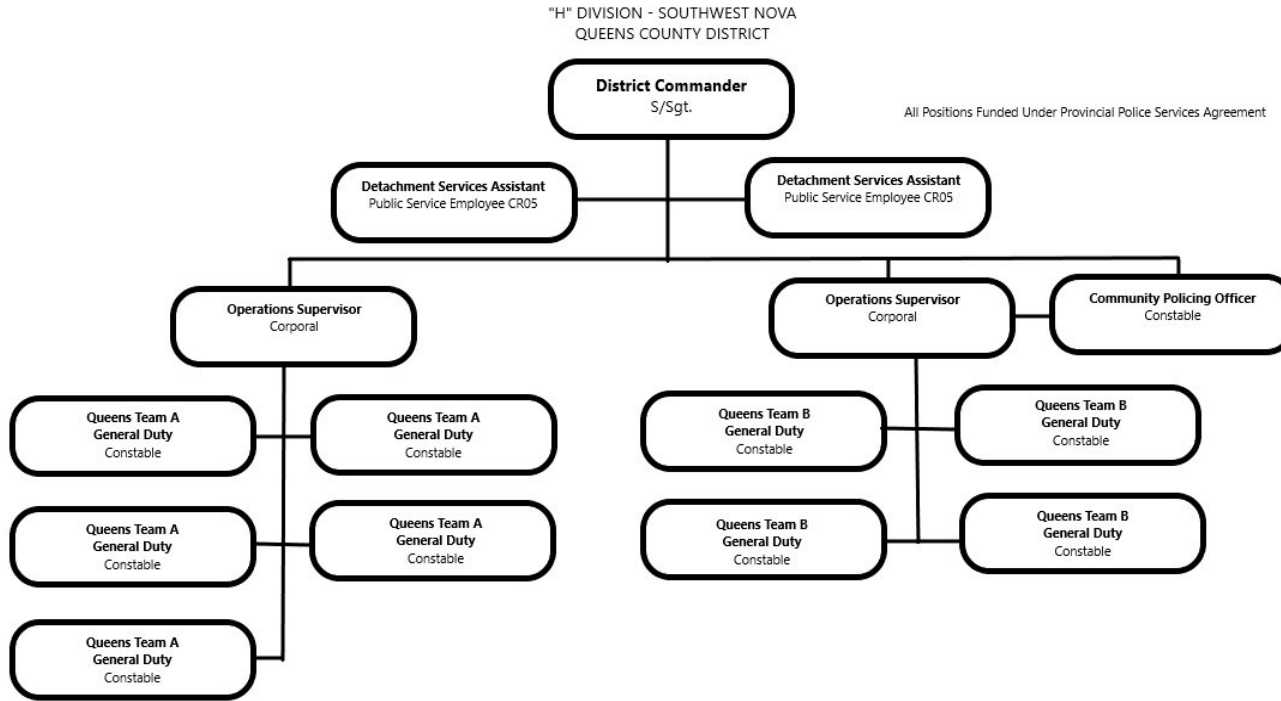




**Quarterly Police Report
Municipality Of Queens
February, 2025
2024/2025 Fiscal Year
3rd Quarter
October -
December**

1. QUEENS DISTRICT ORGANIZATIONAL CHART



- 1 Staff Sergeant (District Commander)
- 2 Corporals (Shift Supervisors/Operations Manager)
- 9 Constables (Investigators)
- 1 Constable (Community Policing Officer)
- 2 Public Service Employees

1.1 CURRENT POSITION HUMAN RESOURCING STATUS

- Fully Staffed with one Constable remaining on Recruit Field Training.
- One Constable transferring to Traffic Services with new recruit arriving from depot in March.

2. QUEENS DISTRICT FLEET

- (2) Patrol Cars
- (4) Patrol SUVs
- (1) Administration Vehicle
- (1) Unmarked Patrol (SUV)
- (2) Off-Road Terrain Vehicles

**one vehicle over life expectancy scheduled to be replaced this fiscal

4. CALLS FOR SERVICE

Calls for Service include unfounded and unsubstantiated Criminal Code, Federal & Provincial Statutes as well as Assistance to other agencies and bylaw enforcement within Queens District.

2023/2024 FYTD	2024/2025 FYTD	3rd QUARTER 2023/2024	3rd QUARTER 2024/2025
2399	2359	559	546

5. QUEENS DISTRICT CRIME STATISTICS

October - December (3rd Quarter)

All data are working data and are subject to change through ongoing investigations and data quality measures.

Statistics represent first line scoring, consistent with Stats Can.

Files marked unfounded and unsubstantiated have been removed. Files marked insufficient evidence to proceed are included.

Detachment information is parsed from the "Notes" field in the PROS data.

If the location was not properly entered in this field, the stat will not be included in the dashboards.

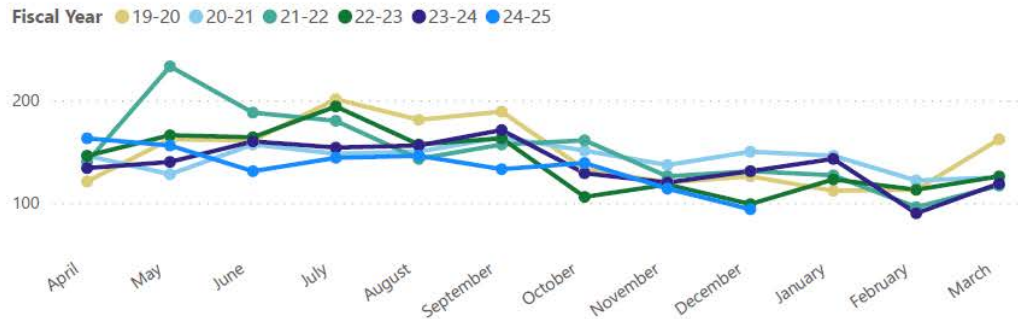
Traffic stats and stats coded to Traffic Units have been removed.

5.1 CALLS FOR SERVICE COMPARISON

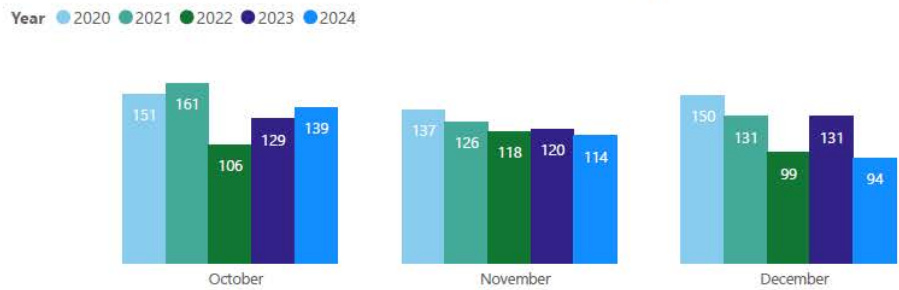


H DIVISION **QUEENS**

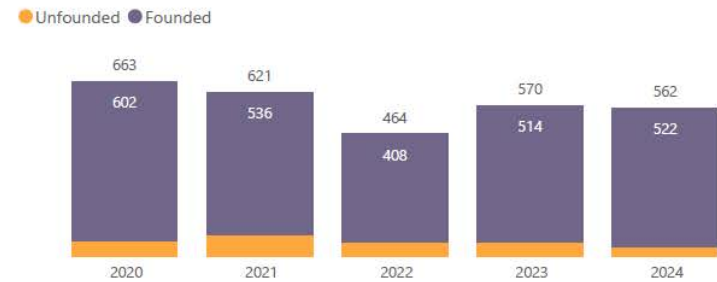
Reported Occurrences (Excluding Traffic)



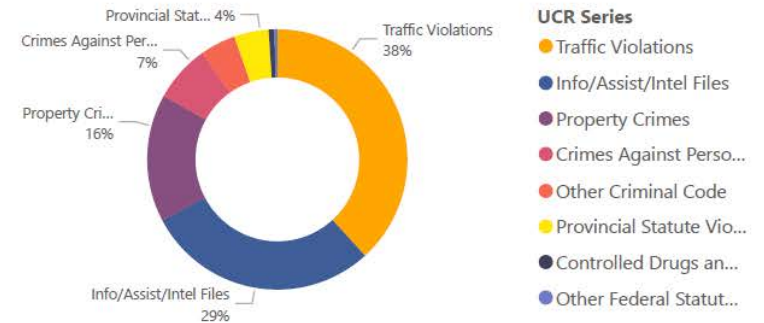
Reported Occurrences (Excluding Traffic)



2024-2025 Q3 Reported Occurrences



2024-2025 Q3 Reported Occurrence Composition



6.DETACHMENT FOUNDED OCCURRENCES FYTD SEPTEMBER 2024 DATA CURRENT TO 2024-12-31



H DIVISION QUEENS

UCR Series	20-21	21-22	22-23	23-24	24-25
Controlled Drugs and Substances Act	9	7	8	12	10
Crimes Against Persons	95	108	136	133	106
Info/Assist/Intel Files	549	649	557	561	589
Other Criminal Code	92	77	95	73	81
Other Federal Statute Violations	7	6	5	3	6
Property Crimes	193	191	204	266	227
Provincial Statute Violations	168	146	71	73	65
Traffic Violations	723	756	526	579	702
Total	1836	1940	1602	1700	1786

FISCAL YEAR TO DATE TOTALS

Excludes Unfounded Occurrences

Crimes Against Persons	20-21	21-22	22-23	23-24	24-25
Assault	41	54	49	62	53
Extortion / Harassment / Threats	39	45	76	57	43
Kidnapping / Hostage / Abduction	3	0	1	1	1
Offences Related to Death	1	0	1	1	0
Robbery	1	1	1	0	0
Sex Assaults & Offences	10	8	8	12	9

Property Crimes	20-21	21-22	22-23	23-24	24-25
Arson	5	3	8	3	4
Break and Enter	13	17	15	15	25
Fraud	45	44	42	33	46
Mischief	96	71	85	113	86
Possess Stolen Goods	1	1	2	2	1
Theft of MC	0	0	0	0	0
Theft of MV	5	3	3	8	8
Theft of Other MV	1	1	5	4	2
Theft Over \$5000	2	2	3	4	2
Theft under \$5000	25	49	41	84	53

7. TRAFFIC STATISTICS

Queens	October	November	December
Seatbelt and Helmet Charges	1	0	0
Total Aggressive Driving (see definition)	5	8	14
<i>Speeding Charges</i>	5	8	14
<i>Stunting Charges</i>	0	0	0
<i>Other Aggressive Driving Charges (excludes speeding and stunting)</i>	0	0	0
Cell Phone Charges	1	0	0
Other MVA Charges	19	16	16
Unlic/Susp/Revoked (287 (2) & 64)	4	0	3
Other Prov. Stat Charges	3	0	1
Total Prov. Charges	33	24	34
Impaired Drivers - Alcohol	0	0	0
Impaired Drivers - Drugs	0	0	0
Refusal Charges	0	0	0
Administrative Suspensions	0	0	0
Total Impaired Related Incidents	0	0	0
CC Prohibited Driving Charges	0	0	0
OTH CC Charges (traffic Stops)	0	0	0
Total CC Charges	0	0	0
Check Points Conducted	6	1	5
Written Warnings	16	14	23
Defect Notices	0	1	1
SFST Tests	0	0	0
DRE Evaluations	0	0	0
ASD Tests	0	0	4
ADSE Tests	0	0	0

- Road Safety and Police Visibility Initiative
 - # Summary Offence Tickets - 91 (264 total)
 - # Warnings - 53 (187 total)
 - # Defects - 2 (3 total)
 - # Impaired Driving Offences - 0 (7 total)
 - # Checkstops - 12 (27 total)
- There were no charges of Impaired Driving during this quarter
- A traffic initiative was held in November in partnership with the IWK for car seat compliance. In total over 200 vehicles were checked and 20 summary offence tickets were issued (not all car seat tickets)
- A check stop traffic initiative was held over the Christmas Holidays where members were re-scheduled in efforts to increase visibility and enforcement. Hundreds of vehicle drivers were stopped over this time in various areas throughout the county.

8. COMMUNITY POLICING OFFICER

- Cst. WINSOR attended various schools in Queens County this quarter and conducted lockdown drills at SQMS, Liverpool Regional High School, Wickwire Academy and North Queens Community School.
- Cst. WINSOR attended the Bi-Annual Liverpool International Theatre Festival and participated in the open ceremony in red serge, consisting of the walk from Henry Hensley Drive through Main Street with the colour party flags from Georgia, Mexico, Switzerland, United States of America, Wales, Italy, Morocco, Poland, Egypt and of course, Canada.
- Five RCMP members conducted Remembrance Day Ceremonies on Remembrance Day this quarter, including the North Queens Ceremony.
- CPO also attended various red serge duties for remembrance day in schools throughout the county.
- Red Serge Duties were conducted by the two newest members of the RCMP in Queens District for the opening ceremony of the Mixed Doubles Canadian Curling Trials this quarter.
- Numerous home visits were conducted by the CPO in partnership with the Senior Safety coordinator, Shelly WALKER this quarter.
- Cst. WINSOR continued assisted with general duty policing roles during this time. During this quarter, he was lead investigator on 55 operational files, obtaining numerous child interviews as he has specialized training in this area

9. SIGNIFICANT / NOTEWORTHY

Some significant and noteworthy items this past quarter include the following:

- There were approximately 34 persons crimes (assaults, utter threats etc) in which 5 of those were Intimate Partner Violence (IPV) occurrences resulting in charges.
- There were 3 Missing Person investigations, all in which the subjects were located.
- There were 4 Criminal Code Sexual related investigations this quarter.
- Members responded to 21 calls for service related to individuals experiencing mental health crisis.
- There were 2 Motor Vehicle Fatality Investigations this quarter, both were located on Highway 103 near Port Mouton. In one of those incidences, alcohol is believed to be a factor.
- Members responded to 41 motor vehicle collisions during this quarter.
- Members conducted 11 human death investigations during this quarter, all non-suspicious.

- Prolific Offender Initiative
 - Compliance Checks conducted;
 - # CSO related files - 1 (10 total allegations of breach)
 - # Compliance Ordered Call Ins - 46 (142)
 - # Door Knocks - 17 (50 total)

- Enhancing Relationships with First Nations Communities
 - Quarter Results;
 - # Proactive Patrols;
 - Ponhook #10 - 2 (5 total)
 - Medway River #11 - 6 (23 total)